



3000 • 4000 Series Forage Boxes



Rugged • Reliable • Affordable

Front Unload • Front & Rear Unload • Rear Unload
Wagon Mount • Trailer Mount • Truck Mount



Farm Equipment Buyers Trust The Name Meyer!



Truck & Trailer
mounts available
in all models

Model	3514	3516	3518	4516	4518	4616	4618	4620	4622	3216	3218	3220	4216	4218	4220
Overall Length	14' 6"	16' 6"	18' 6"	16' 6"	18' 6"	18' 6"	20' 6"	22' 6"	22' 6"	16' 6"	18' 6"	20' 6"	16' 6"	18' 6"	20' 6"
Overall Length	17' 4"	19' 4"	21' 4"	19' 4"	21' 4"	19' 4"	21' 4"	23' 4"	25' 4"	20' 2"	22' 2"	24' 2"	20' 2"	22' 2"	24' 2"
Weight w/o options	3960#	4240#	4520#	4480#	4760#	4880#	4960#	5240#	5520#	5000#	5280#	5560#	5340#	5620#	5900#
Main Apron	667H	667H	667H	667H	667H	667X	667X	667X	667X	667H	667H	667H	667X	667H	667X
Overall Width	All Models 107.5" without conveyor ext / 109" with fold-up conveyor extension in up position														
Inside Width	All Models 87"														
Overall Height	All Models 113.5" w/standard roof and sides														
Inside Height	All Models 94" w/standard roof and sides														
TSS-Total Speed System	All Models - Low Range: 0-7.5' / minute - High Range: 0 - 17' / minute														
Auger Feathering System	All Models - Standard Equipment														
Unloading, Even Feed Augers	3 large 18" Diameter Augers, drum design w/2" teeth														
Power Source	540 rpm PTO Drive standard or Hydraulic Drive optional (all Models)														
Total Hyd In-Cab Control System	Optional on all Models														
Apron Drive Shaft	2" Solid Shaft Front Unload														
Cross Conveyor Outfeed	12" Extension Standard (24" Fold-up Opt.)														
Cross Conveyor Chain	D662 Pintle Chain w/ Hold-Downs - 21" width														
Safety Clutch	All Models - Standard Equipment														
IOC -Independent Outfeed Clutch	Standard Equipment with Safety Clutch														
Solid Poly Floor (not poly plywood)	Optional														
Tie Down Kit & Transport Lights/Cord	All Models - Standard Equipment														
Rear Gate Delay	N/A														
Side Support System	Optional on all Models (Except Standard on Open Top or High Roof Models)														
6" Higher Roof	Optional on all Front Unload Models														
12" Higher Sides	Optional on all Models - Open top or Roof Models														
4th beater	Optional on all Models in Conjunction w/12" Taller Sides														

Meyer Forage Boxes

Model	3116	3118	3120	4116	4118	4120	4122	24" Fold-up Standard	24" Fold-up Standard	24" Fold-up Standard	24" Fold-up Standard	24" Fold-up Standard	12" Extension Standard (24" Fold-up Opt.)
Floor Length	16' 6"	18' 6"	20' 6"	16' 6"	18' 6"	20' 6"	22' 6"						
Overall Length	18' 4"	20' 4"	22' 4"	18' 4"	20' 4"	22' 4"	24' 4"						
Weight w/o options	3540#	3820#	4100#	3840#	4120#	4400#	4680#						
Main Apron	667 H	667 H	667 H	667 X	667 X	667 X	667 X						
Overall Width	All Models 87"												
Inside Width	All Models 87"												
Overall Height	All Models 113.5" w/ Standard Roof and Sides												
Inside Height	All Models 94" w/ Standard Roof and Sides												
Power Source	540 rpm PTO Drive or Hydraulic Drive Motor (All Models)												
Flared Side	Left or Right or Both - Optional (used with High Lift Dump Boxes)												
Optional	Side Support System - 12" Higher Sides - Rear Gate Delay												
Tarps Available	All Open Top Models												

Quick Dump Rear Unload Forage Boxes

Model	3116	3118	3120	4116	4118	4120	4122
Floor Length	16' 6"	18' 6"	20' 6"	16' 6"	18' 6"	20' 6"	22' 6"
Overall Length	18' 4"	20' 4"	22' 4"	18' 4"	20' 4"	22' 4"	24' 4"
Weight w/o options	3540#	3820#	4100#	3840#	4120#	4400#	4680#
Main Apron	667 H	667 H	667 H	667 X	667 X	667 X	667 X
Overall Width	All Models 87"						
Inside Width	All Models 87"						
Overall Height	All Models 113.5" w/ Standard Roof and Sides						
Inside Height	All Models 94" w/ Standard Roof and Sides						
Power Source	540 rpm PTO Drive or Hydraulic Drive Motor (All Models)						
Flared Side	Left or Right or Both - Optional (used with High Lift Dump Boxes)						
Optional	Side Support System - 12" Higher Sides - Rear Gate Delay						
Tarps Available	All Open Top Models						



NEED A QR
CODE READER?
DOWNLOAD
THE FREE APP
TO YOUR
SMARTPHONE!

YOUR DEALER IS:

Meyer Mfg. Corp.
Dorchester, Wisconsin 54425
Phone: 715/654-5132 • 1-800-325-9103
FAX: 715/654-5513
sales@meyermfg.com • www.meyermfg.com

Model	1280	1600	2000	2400
Main Apron Gear Box	667X	667X	667X	667X
Main Apron Chain	4-21,000#	4-21,000#	4-21,000#	4-21,000#
Fold Up Cross Conveyor Ext.	Standard	Standard	Standard	Standard

4600 Series Industrial Duty Difference
Twice as strong as all other brands
4-21,000# tensile = 84,000# combined tensile strength
Standard Equipment

Also available 6600/6200 Commercial Grade
20' - 22' - 24'

3100 - 4100 Series Rear Unload

All PTO drive models can
unload in 30 seconds.
Hydraulic drive also available.

Tandem Trailer Mount with Flare



18' trailer mount with flared side.
(Hydraulic Drive Recommended)

Side support system available on all
3000 and 4000 series boxes. (Optional)




Rear Door Latch System
• Interlocking Catch in Link
• Automatic Open and Close
• No Operator Assistance



PTO Drive System
• Built Heavy Duty
• Fewer Moving Parts
• Automatic Chain Tighteners
• 30 sec. Unloading Time



Pictured w/optional Crop Saver Roof Extension



Pictured w/12" higher sides (optional)



**Hydraulic Drive System
High Efficiency Gearbox**
• Heavy Duty Hydraulic Motor
• No Roller Chains or Sprockets
• Unloading time slightly more than PTO

Meyer Farm Wagons

Single Axle • Tandem Axle

Torture Tested & Field
Proven For Your Satisfaction

Ten Models
To Choose From
8-22 Ton Capacity



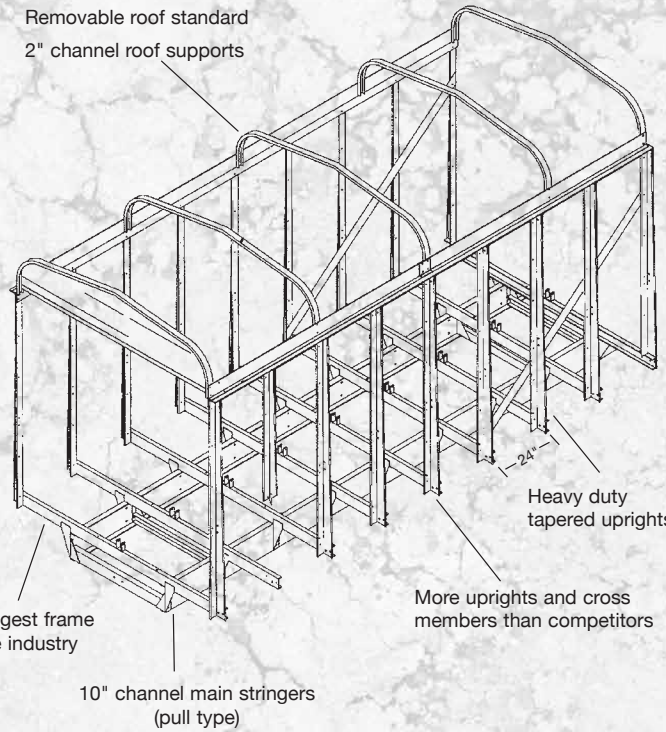
Model 1604



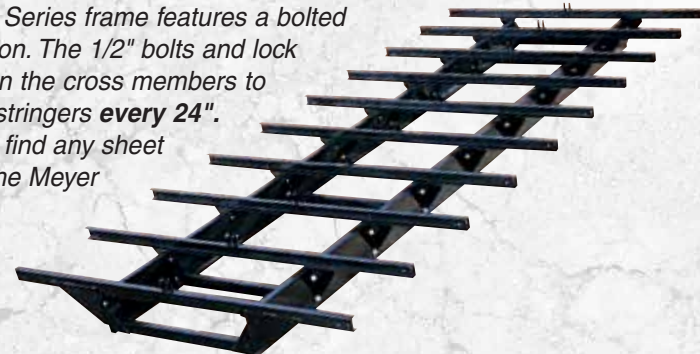
Model 2206



4500 & 4600



The 4000 Series frame features a bolted construction. The 1/2" bolts and lock nuts fasten the cross members to the main stringers every 24". You won't find any sheet metal in the Meyer frame.



Removable roof standard 2" channel roof supports

Strongest frame in the industry

10" channel main stringers (pull type)

Heavy duty tapered uprights

More uprights and cross members than competitors

NO HASSLE WARRANTY

- 2 year warranty on entire box. 1st year parts and labor. 2nd year parts.
- 5 years on the main apron chains (3500, 4500 & 4600).
- 5 years on I260 lower gear box (3500 & 4500).
- 5 years on I280 lower gear box (4600).
- 10 years on the box structure.

See published warranty for details and limitations.



Low Maintenance - Easy Access

All roller chains have spring-loaded nylon chain tighteners. Gearboxes contain bronze gears and tapered roller bearings. Variable speed sheaves have 1/2" drive pins, not 3/8".



TSS Control Panel - Simple yet Efficient

The Total Speed System design gives the operator more speed selections with less moving parts. Low range is 0 - 7'6" / mn. High range gives you the fastest clean-out in the industry - up to 17' / mn.




TSS Auger Design

Auger Feathering System allows the operator to inch the augers clean without bringing the load forward. This is accomplished thru the variable speed drive. No extra belts. Notice the three large 18" diameter augers are tapered back into the box more than others for the most even feed.



I.O.C. - Independent Outfeed Clutch

Allows the operator to start & stop outfeed cross apron independent from augers & main apron. This also acts as the quick release safety clutch.



Heavy Drive Shaft & Bearing System

Meyer uses a larger main apron drive shaft with 2" nylatron bearings (3" on 3200/4200), not sleeve bearings like our competitors! It's stronger, lasts longer and holds more grease! Shown with poly floor (optional).



- More Speed Selections
- Faster Unload Time
- Less Moving Parts
- More Models to Select from

Meyer Produces Forage Boxes That Fit Your Farming Style

Standard Features — 3200 & 4200 (Front & Rear Unload Boxes)



Torsion Style Main Apron Tightener

This "torsion style" tightener system is centrally located under the floor and is more practical than other brands. Less strain on your apron chains means more years of service.



Main Apron Drive Coupler

Fast and easy to change - Just move coupling to change direction of unloading. Both PTO & Hydraulic Drive



PTO or Hydraulic Rear Unload

Meyer offers you the flexibility of PTO or Hydraulic unload. Approximately 30 seconds rear unloading (pto). Hydraulic unload time dependent on tractor hydraulic output.

Automatic Door Latching

Rear door opens and closes without assistance. Latch system locks and unlocks on its own.



Solid Poly Floor Standard Equipment!

All 3200 and 4200 Meyer Boxes feature a Solid, High Molecular Poly Floor (no poly plywood) to reduce stresses on the apron chains and drivetrain.

- Fast & Easy to Switch from Front to Rear
- Hydraulic or PTO drive available
- Practical Apron Chain Tighten System



Cross Conveyor Extension

An optional cross conveyor extension is available to accommodate large tires or hard to get at spots. It extends out 24" and can be folded up when traveling. Standard on 4600 series. (Hyd. lift available).



High Volume Options

12" taller sides for maximum capacity. (Includes side support kit). Available with or without roof.

6" taller roof with standard side height.



Front Unload Hydraulic System

Ideal for trailer mount boxes. Available on all front unload models.



Cab Controlled Hydraulic Drive Safe-Simple-Convenient and Productive! (6200 Pictured)

Operate all front and rear unload functions from the seat of your truck or tractor. No Belts and less moving parts than a traditional variable speed system! Includes hyd. conveyor lift, perfect for truck and trailer mount applications. Requires 25 gpm flow - minimum

Gate Delay System

Available on all rear unload models. Holds gate open until load completely exits box. New design requires no adjustment! (hyd. models)



Truck mount option is available on all models.



Open Top Option

Available with or without height extension on all models. All open tops come standard with side support kit.



XT2200

When Maneuverability & Floatation are Important, Consider One of Our Heavy Duty Trailer Packages!

- XT1600 - 16 ton
- XT2200 - 22 ton
- XTS2200 - 23 ton w/suspension